



Twin Eagle Times

Issue 11 – April 2008

New Microwave Radio Products from GE MDS

The *Intrepid-HC* (High Capacity) is the most recent product released by GE MDS. This cost effective, carrier-class licensed point-to-point solution can deliver multiple T1/E1 or clear data rates up to 200 Mbps. *Intrepid-HC* provides excellent backhaul for inter-campus connectivity or high-speed long haul services to remote locations.


SUCCESS STORY

CITY OF LITTLETON
TRAFFIC ENGINEERING

“Twin Eagle Consulting completed a very professional and comprehensive coverage analysis for us during our transition from a leased-line communication network to a wireless network for our traffic signal system.

The MDS *entraNET* 900 radios that were supplied by Twin Eagle and incorporated into this wireless network have proven to be both very reliable and efficient in the transfer of signal data over the Ethernet-based system.”

Craig Faessler, P.E.
Traffic Engineer
City of Littleton



The GE MDS *Intrepid* family of products provides a broad array carrier-class point-to-point backhaul, linking, and campus extension solution in operating bands from 400 MHz to 28 GHz, delivering data rates from 64 Kbps to 200 Mbps. Interfaces range from Ethernet to T1/E1 to OC-3. These devices are offered in many different hardware configurations to include indoor as well as indoor-outdoor (IDU/ODU) models. *Intrepid* provides high performance and reliability with low latency. Beyond wireless solutions we also offer a fully featured multiplexing solution, GE Multilin's J-MUX, which can interface and provision services from the licensed *Intrepid-HC* to the customer's network.

Very short deployment times are achievable for systems operating in license-exempt frequencies. Additional information is available on the GE MDS or TEC web sites by accessing the *Intrepid* data sheet. For additional information or pricing on the *Intrepid* family or other GE MDS products, contact our Sales Manager, Jack Hilkey, at 303-531-4598.

Twin Eagle Consulting, LLC
Post Office Box 8
Parker, Colorado 80134
Phone: 303-531-4598
FAX: 303-482-1423



Twin Eagle Consulting, LLC



BUSINESS PHILOSOPHY

To succeed today, your business must be able to rely on more than just a single product. From proper implementation of your technology, to superior technical support and training, the consulting services you receive are every bit as important as the products you purchase and install. Twin Eagle Consulting offers a complete array of support services to help you attain the highest value possible from your technology investments.

CONTACT US TODAY!

For more information on any of our products or services please visit us on the Web at:

www.twineagleconsulting.com

Twin Eagle Consulting, LLC
Post Office Box 8
Parker, Colorado 80134
Phone: 303-531-4598
FAX: 303-482-1423

Introducing Two New Twin Eagle Employees

Twin Eagle Consulting is continuing to expand and grow in 2008 as we move forward in projects and personnel. We have two new employees that we would like to introduce to you in this newsletter. TEC continues to add top caliber individuals to the team, and we offer a hearty welcome to Bianca and Steve.



Bianca Hernandez

We are very fortunate to have Bianca Hernandez join Twin Eagle this year. Bianca will be supporting the Xcel Energy account and replacing Joe Cherry, who is pursuing personal interests for a season (such as hiking, fishing, biking – lucky for Joe). We will miss Joe, but we have a terrific asset in Bianca and are excited to have her on the TEC team. Bianca brings 13 years of customer service, operations, and technical project management experience to Twin Eagle Consulting. Her skills and knowledge will be a huge asset in support of our company growth, and specifically for the benefit of the Xcel Energy account.

Steve Lewis has also joined the Twin Eagle team as a technical project manager, currently working on the Xcel Energy account. Steve has served in a variety of technical roles in the Information Technology field for almost twenty years, including system and network management, capacity planning and performance monitoring, systems integration, service level management, project management, and business process re-engineering. He brings a unique combination of technical expertise and business skills to all of his projects.



Steve Lewis

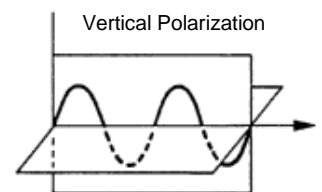



Tech Tip *by Chris Siggins & Rod Wilkins*

ANTENNA SYSTEMS & RADIO INTERFERENCE

There are situations when radio interference may become an issue, and one method to minimize interference is to use different options in antenna polarization. Vertical polarization is most commonly used. When other RF signals are present and there is noise due to like polarization, using the opposite polarization may provide up to 20 dB of isolation from either rogue signals or noise.

With co-located antenna systems, awareness of the structure on which the antennas are mounted can also be helpful for interference mitigation. For vertical structures the antennas should be vertically polarized and mounted one above the other. For horizontal structures the antennas should be horizontally polarized and mounted side-by-side. The physical distance for antenna separation is based on the antenna system's beam width, operating frequency, and forward power. In antenna spacing, the goal is to obtain an electrical isolation of 30 dB to ensure radio rejection of unwanted signals or noise.



Twin Eagle Consulting, LLC